


# Ultra V Pro mini

HALF-CELL N-Type TOPCon  
GLASS-GLASS FULL BLACK MONOFACIAL MODULE  
TYPE: STPXXXS-H48-Nfb+

**430-450W** **22.5%**  
POWER OUTPUT MAX EFFICIENCY



### Aesthetic appearance design

Elegant design in all-black appearance, harmonious integration with the components of the building to provide an intense aesthetic experience



### Lightweight double glass

Lightweight double glass structure which effectively reduces the rate of module breakage. The ideal module size and weight make handling and installation easier



### Withstand harsh environments

Reliable quality that makes module resistant even to high temperatures, salt water and ammonia



### Extended wind and snow load tests

Module certified to withstand extreme wind (2400 Pascal) and snow loads (5400 Pascal)\*



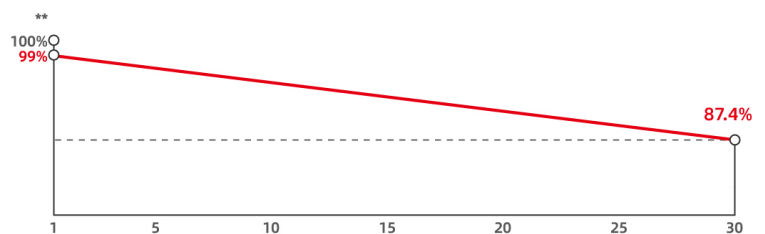
**Tier1**  
Bloomberg  
NEW ENERGY FINANCE

ISO 14001 Environment Management System  
ISO 45001 Occupational Health and Safety  
ISO 9001 Quality Management System  
SA 8000 Social Responsibility Standards  
IEC TS 62941 Guideline for Module Design

IEC 61701 Salt-mist Certification  
IEC 62716 Ammonia Certification  
IEC 60068-2-68 Dust and Sand  
IEC 61730-2 (UL790) Fire Class C



**30** years of linear warranty  
**25** years of product warranty



First year power degradation 1% Annual degradation 0.40%

\* Please refer to Suntech Standard Module Installation Manual for details.

\*\* Please refer to Suntech Limited Warranty for details.

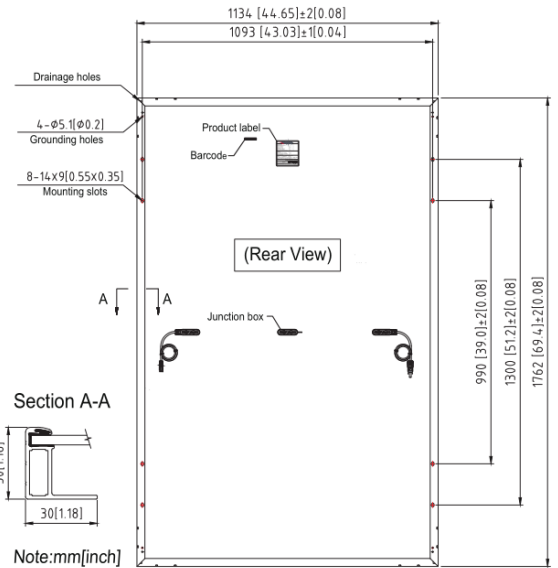
\*\*\* WEEE only for EU market.

\*\*\*\* Suntech reserves the right to the final.

# Ultra V Pro STPXXXS-H48-Nfb+ 430-450W

## Mechanical Characteristics

Solar Cell	N-type monocrystalline silicon
No. of Cells	96 (6 × 16)
Dimensions	1762 × 1134 × 30 mm (69.4 × 44.6 × 1.2 inches)
Weight	21.5 kg (47.40lbs.)
Front/Back Glass	1.6 + 1.6 mm (0.063 + 0.063 inches) semi-tempered glass
Output Cables	4.0 mm <sup>2</sup> , (-) 1400 mm (+) 1400 mm in length or customized length
Junction Box	IP68 rated (3 bypass diodes)
Operating Module Temperature	-40 °C to +85 °C
Maximum System Voltage	1500 V DC (IEC)
Connectors	STP-XC4 (Standard)/ MC4-EVO2 (Optional)
Maximum Series Fuse Rating	35 A
Power Tolerance	0/+5 W
Frame	Anodized aluminum alloy frame
Packing Configuration	36 pieces per pallet 936 pieces per container / 40'HC 1796×1120×1255 mm per pallet 816 kg per pallet



For tracker installation, please turn to Suntech for mechanical load information.

## Electrical Characteristics

Module Type	STP450S-H48-Nfb+		STP445S-H48-Nfb+		STP440S-H48-Nfb+		STP435S-H48-Nfb+		STP430S-H48-Nfb+	
	STC	NMOT	STC	NMOT	STC	NMOT	STC	NMOT	STC	NMOT
Testing Condition	STC	NMOT	STC	NMOT	STC	NMOT	STC	NMOT	STC	NMOT
Maximum Power (Pmax/W)	450	344	445	340	440	336	435	333	430	329
Optimum Operating Voltage (Vmp/V)	29.32	28.00	29.14	27.80	28.97	27.70	28.79	27.50	28.61	27.30
Optimum Operating Current (Imp/A)	15.35	12.29	15.27	12.23	15.19	12.16	15.11	12.10	15.03	12.04
Open Circuit Voltage (Voc/V)	35.71	33.90	35.50	33.80	35.29	33.60	35.08	33.40	34.87	33.20
Short Circuit Current (Isc/A)	16.01	12.91	15.93	12.84	15.85	12.78	15.77	12.72	15.69	12.65
Module Efficiency (%)	22.5		22.3		22.0		21.8		21.5	

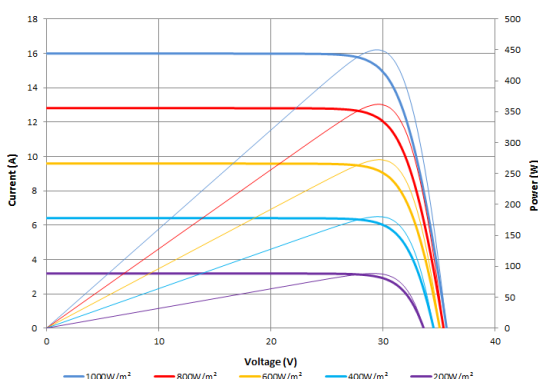
STC: Irradiance 1000 W/m<sup>2</sup>, module temperature 25 °C, AM=1.5; NMOT: Irradiance 800 W/m<sup>2</sup>, ambient temperature 20 °C, AM=1.5, wind speed 1 m/s; Measuring tolerance is within +/- 3%;

## Temperature Characteristics

Nominal Module Operating Temperature (NMOT)	42 ± 2 °C
Temperature Coefficient of Pmax	-0.29%/°C
Temperature Coefficient of Voc	-0.25%/°C
Temperature Coefficient of Isc	0.046%/°C

Information on how to install and operate this product is available in the installation instruction. All values indicated in this data sheet are subject to change without prior announcement. The specifications may vary slightly. All specifications are in accordance with standard EN 50380. Color differences of the modules relative to the figures as well as discolorations of/in the modules which do not impair their proper functioning are possible and do not constitute a deviation from the specification.

## Graphs Current-Voltage & Power-Voltage (450W)



## Information bar

Distribution | Supply Chain | Project Solutions

07 3505 3030

team@solarau.com.au

https://solarau.com.au